

Holding of Specified Securities

Annexure - I

| | |
|--|-------------|
| 1. Name of Listed Entity: LIME CHEMICAL LTD | |
| 2. Scrip Code/Name of Scrip/Class of Security: 507759 | |
| 3. Share Holding Pattern Filed under: Reg. 31(1)(a)/Reg. 31(1)(b)/Reg. 31(1)(c) December 31, 2015 | |
| a. If under 31(1)(b) then indicate the report for Quarter ending | |
| b. If under 31(1)(c) then indicate date of allotment/extinguishment | |
| 4. Declaration: The Listed entity is required to submit the following declaration to the extent of submission of information:- | |
| Particulars | Yes* |
| 1. Whether the Listed Entity has issued any partly paid up shares? | No* |
| 2. Whether the Listed Entity has issued any Convertible Securities or Warrants? | |
| 3. Whether the Listed Entity has any shares against which depository receipts are issued? | |
| 4. Whether the Listed Entity has any shares in locked-in? | |
| 5. Whether any shares held by promoters are pledge or otherwise encumbered? | |

* If the Listed Entity selects the option 'No' for the questions above, the columns for the partly paid up shares, Outstanding Convertible Securities/Warrants, depository receipts, locked-in shares, No of shares pledged or otherwise encumbered by promoters, as applicable, shall not be displayed at the time of dissemination on the Stock Exchange website. Also wherever there is 'No' declared by Listed Entity in above table the values will be considered as 'Zero' by default on submission of the format of holding of specified securities.




Table I - SUMMARY STATEMENT HOLDING OF SPECIFIED SECURITIES

| Category (i) | Category of shareholder (ii) | No. of Share holders (iii) | No. of fully paid up Share held (iv) | No. of Partly paid-up Share held (v) | No. of shares underlying Depository Receipts (vi) | Total nos. shares held (vii) = (iv)+(v)+(vi) | Shareholding as a % of total no. of shares (viii) As a % of (A+B+C2) | Number of Voting Rights held in each class of securities (ix) | | | Total as a % of (A+B+C) | No. of Shares Underlying Outstanding convertible securities (including Warrants) (x) | Shareholding as a % assuming full conversion of convertible securities as a % of diluted share capital (xi) = (vii)+(x) As a % of (A+B+C2) | Number of Locked in shares (xii) | | Number of Shares pledged or otherwise encumbered (xiii) | | Number of equity shares held in dematerialized form (xiv) |
|--------------|-------------------------------|----------------------------|--------------------------------------|--------------------------------------|---|--|--|---|--------------|---------|-------------------------|--|--|----------------------------------|---------------------------------|---|---------------------------------|---|
| | | | | | | | | Class Equity | Class Others | Total | | | | No. (a) | As a % of total shares held (b) | No. (a) | As a % of total shares held (b) | |
| (A) | PROMOTER & PROMOTER | 15 | 1327920 | 0 | 0 | 1327920 | 40.36 | 1327920 | 0 | 1327920 | 40.36 | 0 | 0 | 0 | 0 | 0 | 1269360 | |
| (B) | Public | 5143 | 1899458 | 62898 | 0 | 1962356 | 59.64 | 1962356 | 0 | 1962356 | 59.64 | 0 | 0 | 0 | 0 | 0 | 1295409 | |
| (C) | Non Promoter-Non Public | 0 | 0 | 0 | 0 | 0 | 0.00 | 0 | 0 | 0 | 0.00 | 0 | 0 | 0 | 0 | 0 | 0 | |
| (C-1) | Shares underlying DRS | 0 | 0 | 0 | 0 | 0 | NA | 0 | 0 | 0 | 0.00 | 0 | 0 | 0 | 0 | 0 | 0 | |
| (C-2) | Shares held by Employee/Trust | 0 | 0 | 0 | 0 | 0 | 0.00 | 0 | 0 | 0 | 0.00 | 0 | 0 | 0 | 0 | 0 | 0 | |
| | TOTAL | 5158 | 3227378 | 62898 | 0 | 3290276 | | 3290276 | 0 | 3290276 | 100.00 | 0 | 0 | 0 | 0 | 0 | 2564769 | |





Table II - STATEMENT SHOWING SHAREHOLDING PATTERN OF THE PROMOTER AND PROMOTER GROUP

| Category & Name of the shareholders (i) | PAN (ii) | No of Shares held (iii) | No of fully paid up equity Shares held (iv) | Partly paid-up equity Share held (v) | No. of shares under lying Depository Receipts (vi) | Total nos. held (vii)= (iv)+(v)+(vi) | Share holding % calculated as per SCRR, 1957 As a % of (A+B+C2) (viii) | Number of Voting Rights held in each class of securities (ix) | | | Total as a % of (A+B+C) | No. of Outstanding convertible securities (x) | Shareholding, as a % assuming full conversion of convertible securities as a % of (xi) | Number of Locked in Shares (xii) | | Number of Shares pledged or otherwise encumbered (xiii) | | Number of equity shares held in dematerialized form (xiv) |
|--|----------|-------------------------|---|--------------------------------------|--|--------------------------------------|--|---|--------------|----------------|-------------------------|---|--|----------------------------------|---------------------------------|---|---------------------------------|---|
| | | | | | | | | Class Equity | Class Others | Total | | | | No. (a) | As a % of total shares held (b) | No. (a) | As a % of total shares held (b) | |
| 11. INDIAN | | | | | | | | | | | | | | | | | | |
| (a) Individuals/Hindu undivided Family | | | | | | | | | | | | | | | | | | |
| AHMED HUSEIN DAWOODANI | AAGPD1 | 1 | 51500 | 0 | 0 | 51500 | 1.57 | 51500 | 0 | 51500 | 1.57 | 0 | 0.0000 | 0 | 0.0000 | 0 | 0.0000 | 51500 |
| | 942A | | | | | | | | | | | | | | | | | |
| AHMED HUSEIN DAWOODANI | AAGPD1 | 1 | 612412 | 0 | 0 | 612412 | 18.61 | 612412 | 0 | 612412 | 18.61 | 0 | 0.0000 | 0 | 0.0000 | 0 | 0.0000 | 612412 |
| | 942A | | | | | | | | | | | | | | | | | |
| RAHIM AHMED DAWOODANI | AHSPD5 | 1 | 58638 | 0 | 0 | 58638 | 1.78 | 58638 | 0 | 58638 | 1.78 | 0 | 0.0000 | 0 | 0.0000 | 0 | 0.0000 | 58638 |
| | 588R | | | | | | | | | | | | | | | | | |
| SHAHNAZ AHMED DAWOODANI | AAHPD7 | 1 | 341563 | 0 | 0 | 341563 | 10.38 | 341563 | 0 | 341563 | 10.38 | 0 | 0.0000 | 0 | 0.0000 | 0 | 0.0000 | 341563 |
| | 245D | | | | | | | | | | | | | | | | | |
| SHAHNAZ AHMED DAWOODANI | AAHPD7 | 1 | 15874 | 0 | 0 | 15874 | 0.48 | 15874 | 0 | 15874 | 0.48 | 0 | 0.0000 | 0 | 0.0000 | 0 | 0.0000 | 15874 |
| | 245D | | | | | | | | | | | | | | | | | |
| RAHIM AHMED DAWOODANI | AHSPD5 | 1 | 12427 | 0 | 0 | 12427 | 0.38 | 12427 | 0 | 12427 | 0.38 | 0 | 0.0000 | 0 | 0.0000 | 0 | 0.0000 | 12427 |
| | 588R | | | | | | | | | | | | | | | | | |
| RAHIM AHMED DAWOODANI | AHSPD5 | 1 | 99576 | 0 | 0 | 99576 | 3.03 | 99576 | 0 | 99576 | 3.03 | 0 | 0.0000 | 0 | 0.0000 | 0 | 0.0000 | 99576 |
| | 588R | | | | | | | | | | | | | | | | | |
| SHAHNAZ A DAWOODANI | | 1 | 500 | 0 | 0 | 500 | 0.01 | 500 | 0 | 500 | 0.01 | 0 | 0.0000 | 0 | 0.0000 | 0 | 0.0000 | 0 |
| SAHNAZ A DAWOODANI | | 1 | 200 | 0 | 0 | 200 | 0.01 | 200 | 0 | 200 | 0.01 | 0 | 0.0000 | 0 | 0.0000 | 0 | 0.0000 | 0 |
| RAHIM AHMED DAWOODANI | | 1 | 10 | 0 | 0 | 10 | 0.00 | 10 | 0 | 10 | 0.00 | 0 | 0.0000 | 0 | 0.0000 | 0 | 0.0000 | 0 |
| SHEHNAZ AHMED DAWOODANI | | 1 | 6130 | 0 | 0 | 6130 | 0.18 | 6130 | 0 | 6130 | 0.18 | 0 | 0.0000 | 0 | 0.0000 | 0 | 0.0000 | 0 |
| SHEHNAZ AHMED DAWOODANI | | 1 | 1200 | 0 | 0 | 1200 | 0.04 | 1200 | 0 | 1200 | 0.04 | 0 | 0.0000 | 0 | 0.0000 | 0 | 0.0000 | 0 |
| ZOHARA AHMED DAWOODANI | | 1 | 20 | 0 | 0 | 20 | 0.00 | 20 | 0 | 20 | 0.00 | 0 | 0.0000 | 0 | 0.0000 | 0 | 0.0000 | 0 |
| CAT - TOTAL | | 13 | 1200050 | 0 | 0 | 1200050 | 36.47 | 1200050 | 0 | 1200050 | 36.47 | 0 | 0.0000 | 0 | 0.0000 | 0 | 0.0000 | 1191990 |
| (b) Central Government/ State Government(s) | | | | | | | | | | | | | | | | | | |
| CAT - TOTAL | | 0 | 0 | 0 | 0 | 0 | 0.00 | 0 | 0 | 0 | 0.00 | 0 | 0.0000 | 0 | 0.0000 | 0 | 0.0000 | 0 |



| (c) Financial Institutions/ Banks | | | | | | | | | | | | |
|-----------------------------------|---|--------|----|---------|---|---|---------|-------|---------|---|---------|-------|
| | CAT - TOTAL | 0 | 0 | 0 | 0 | 0 | 0 | 0.00 | 0 | 0 | 0 | 0 |
| | Any Others (BODIES CORPORATE) | 0 | 0 | 0 | 0 | 0 | 0 | 0.00 | 0 | 0 | 0 | 0 |
| (d) | SAHID INVESTMENTS & TRADING COMPANY PRIVATE LIMITED. | AABCS3 | 1 | 77370 | 0 | 0 | 77370 | 2.35 | 77370 | 0 | 77370 | 2.35 |
| | | 582K | | | | | | | | | | 77370 |
| | SAHID INVESTMENTS & TRADING CO P.LTD | | 1 | 50500 | 0 | 0 | 50500 | 1.54 | 50500 | 0 | 50500 | 1.54 |
| | CAT - TOTAL | | 2 | 127870 | 0 | 0 | 127870 | 3.89 | 127870 | 0 | 127870 | 3.89 |
| | TOTAL | | 15 | 1327920 | 0 | 0 | 1327920 | 40.36 | 1327920 | 0 | 1327920 | 40.36 |
| 2. FOREIGN | | | | | | | | | | | | |
| (a) | Individuals (Non-Resident Individuals/ Foreign Individuals) | | 0 | 0 | 0 | 0 | 0 | 0.00 | 0 | 0 | 0 | 0 |
| | CAT - TOTAL | | 0 | 0 | 0 | 0 | 0 | 0.00 | 0 | 0 | 0 | 0 |
| (b) | Government | | 0 | 0 | 0 | 0 | 0 | 0.00 | 0 | 0 | 0 | 0 |
| | CAT - TOTAL | | 0 | 0 | 0 | 0 | 0 | 0.00 | 0 | 0 | 0 | 0 |
| (c) | Institutions | | 0 | 0 | 0 | 0 | 0 | 0.00 | 0 | 0 | 0 | 0 |
| | CAT - TOTAL | | 0 | 0 | 0 | 0 | 0 | 0.00 | 0 | 0 | 0 | 0 |
| (d) | Foreign Portfolio Investor | | 0 | 0 | 0 | 0 | 0 | 0.00 | 0 | 0 | 0 | 0 |
| | CAT - TOTAL | | 0 | 0 | 0 | 0 | 0 | 0.00 | 0 | 0 | 0 | 0 |
| | TOTAL | | 0 | 0 | 0 | 0 | 0 | 0.00 | 0 | 0 | 0 | 0 |
| | GRAND - TOTAL | | 15 | 1327920 | 0 | 0 | 1327920 | 40.36 | 1327920 | 0 | 1327920 | 40.36 |

Details of Shares which remain unclaimed may be given hear along with details such as number of shareholders, outstanding shares held in demat/unclaimed suspense account, voting rights which are frozen etc. - 0

Note:

(1) PAN would not be displayed on website of Stock Exchange(s).

(2) The term "Encumbrance" has the same meaning as assigned under regulation 28(3) of SEBI/Substantial Acquisition of Shares and Takeovers) Regulations, 2011.





Table III - STATEMENT SHOWING SHAREHOLDING PATTERN OF THE PUBLIC SHAREHOLDER

| Category & Name of the shareholders (i) | PAN (ii) | No.s of Share holders (iii) | No. of fully paid up equity Share held (iv) | Partly paid-up equity Share held (v) | No.s of shares underlying Deposit or Receipts (vi) | Total nos. shares held (vii)=(v)+(vi) | Shareholding % calculated as per SCRR, 1957 As a % of (A+B+C 2) (viii) | Number of Voting Rights held in each class of securities (ix) | | | Total as a % of Total Voting Rights | No. of Shares Underlying Outstanding convertible securities (including Warrants) (x) | Total Shareholding, as a % of full conversion of convertible securities (as a percentage of diluted share capital) (xi)=(vii)+(x) As a % of (A+B+C) | Number of Locked in shares (xii) | | Number of Shares pledged or otherwise encumbered (xiii) | | Number of equity shares held in dematerialized form (xiv) | |
|--|--------------|-----------------------------|---|--------------------------------------|--|---------------------------------------|--|---|--------------|-------------|-------------------------------------|--|---|----------------------------------|---------|---|--------------------------|---|---------------------------------|
| | | | | | | | | No of Voting Rights | Class Equity | Class Other | | | | Total | No. (a) | As a % of total shares held (b) | No. (Not applicable) (a) | | As a % of total shares held (b) |
| 1. INSTITUTIONS | | | | | | | | | | | | | | | | | | | |
| (a) Mutual Funds | | 5 | 3360 | 0 | 0 | 3360 | 0.10 | 3360 | 0 | 3360 | 0.10 | 0 | 0.10 | 0 | 0.00 | 0 | 0.00 | 0 | 60 |
| (b) Venture Capital Funds | | 0 | 0 | 0 | 0 | 0 | 0.00 | 0 | 0 | 0 | 0.00 | 0 | 0.00 | 0 | 0.00 | 0 | 0.00 | 0 | 0 |
| (c) Alternate Investment Funds | | 0 | 0 | 0 | 0 | 0 | 0.00 | 0 | 0 | 0 | 0.00 | 0 | 0.00 | 0 | 0.00 | 0 | 0.00 | 0 | 0 |
| (d) Foreign Venture Capital Investors | | 0 | 0 | 0 | 0 | 0 | 0.00 | 0 | 0 | 0 | 0.00 | 0 | 0.00 | 0 | 0.00 | 0 | 0.00 | 0 | 0 |
| (e) Foreign Portfolio Investors | | 0 | 0 | 0 | 0 | 0 | 0.00 | 0 | 0 | 0 | 0.00 | 0 | 0.00 | 0 | 0.00 | 0 | 0.00 | 0 | 0 |
| (f) Financial Institutions/ Banks | | 0 | 0 | 0 | 0 | 0 | 0.00 | 0 | 0 | 0 | 0.00 | 0 | 0.00 | 0 | 0.00 | 0 | 0.00 | 0 | 0 |
| (g) LIFE INSURANCE CORPORATION OF INDIA | AAAACLO 582H | 1 | 64000 | 0 | 0 | 64000 | 1.94 | 64000 | 0 | 64000 | 1.94 | 0 | 1.94 | 0 | 0.00 | 0 | 0.00 | 0 | 64000 |
| (h) Insurance Companies | | 0 | 0 | 0 | 0 | 0 | 0.00 | 0 | 0 | 0 | 0.00 | 0 | 0.00 | 0 | 0.00 | 0 | 0.00 | 0 | 0 |
| (h) Provident Funds/ Pension Funds | | 0 | 0 | 0 | 0 | 0 | 0.00 | 0 | 0 | 0 | 0.00 | 0 | 0.00 | 0 | 0.00 | 0 | 0.00 | 0 | 0 |
| 2 Central Government/ State Government(s) | | 0 | 0 | 0 | 0 | 0 | 0.00 | 0 | 0 | 0 | 0.00 | 0 | 0.00 | 0 | 0.00 | 0 | 0.00 | 0 | 0 |
| SUB TOTAL | | 6 | 67360 | 0 | 0 | 67360 | 2.04 | 67360 | 0 | 67360 | 2.04 | 0 | 2.04 | 0 | 0.00 | 0 | 0.00 | 0 | 64060 |
| B.2. Non-institutions | | | | | | | | | | | | | | | | | | | |
| (a. 1) Individuals - I. Individual shareholders holding nominal share capital up to Rs. 2 lakhs. | | 4936 | 1436487 | 62898 | 0 | 1499385 | 45.58 | 1499385 | 0 | 1499385 | 45.57 | 0 | 45.57 | 0 | 0.00 | NA | NA | NA | 995909 |



| | | | | | | | | | | | | | | | | | | |
|-----|--|------|---------|-------|---|---------|-------|---------|---|---------|-------|---|-------|---|------|----|----|---------|
| (a) | INDIVIDUAL - II. Individual shareholders holding nominal share capital in excess of Rs. 2 lakhs. | 5 | 118782 | 0 | 0 | 118782 | 3.61 | 118782 | 0 | 118752 | 3.61 | 0 | 3.61 | 0 | 0.00 | NA | NA | 68782 |
| (b) | NBFCs registered with RBI | 0 | 0 | 0 | 0 | 0 | 0.00 | 0 | 0 | 0 | 0.00 | 0 | 0.00 | 0 | 0.00 | NA | NA | 0 |
| (c) | Employee Trusts | 0 | 0 | 0 | 0 | 0 | 0.00 | 0 | 0 | 0 | 0.00 | 0 | 0.00 | 0 | 0.00 | NA | NA | 0 |
| (d) | Overseas Depositories (holding DRs) (balancing figure) | 0 | 0 | 0 | 0 | 0 | 0.00 | 0 | 0 | 0 | 0.00 | 0 | 0.00 | 0 | 0.00 | NA | NA | 0 |
| (e) | Any Others (BODIES CORPORATE) | 54 | 192806 | 0 | 0 | 192806 | 5.86 | 192806 | 0 | 192806 | 5.86 | 0 | 5.86 | 0 | 0.00 | NA | NA | 117935 |
| (e) | Any Others (CLEARING MEMBER) | 4 | 29950 | 0 | 0 | 29950 | 0.91 | 29950 | 0 | 29950 | 0.91 | 0 | 0.91 | 0 | 0.00 | NA | NA | 29950 |
| (e) | Any Others (NON RESIDENT INDIANS (NRI)) | 138 | 54073 | 0 | 0 | 54073 | 1.64 | 54073 | 0 | 54073 | 1.64 | 0 | 1.64 | 0 | 0.00 | NA | NA | 18773 |
| | Employee | 0 | 0 | 0 | 0 | 0 | 0.00 | 0 | 0 | 0 | 0.00 | 0 | 0.00 | 0 | 0.00 | NA | NA | 0 |
| | SUB TOTAL | 5137 | 1832098 | 62898 | 0 | 1894996 | 57.60 | 1894996 | 0 | 1894996 | 57.60 | 0 | 57.60 | 0 | 0.00 | NA | NA | 1231349 |
| | TOTAL | 5143 | 1899458 | 62898 | 0 | 1962356 | 59.64 | 1962356 | 0 | 1962356 | 59.64 | 0 | 59.64 | 0 | 0.00 | NA | NA | 1296409 |

Details of the shareholders acting as persons in Concert including their Shareholding(No. and %):0
 Details of Shares which remain unclaimed may be given hear along with details such as number of shareholders, outstanding shares held in demat/unclaimed suspense account, voting

Note:

(1) PAN would not be displayed on website of Stock Exchange(s).

(2) The above format needs to be disclosed along with the name of following persons:
 Institutions/Non Institutions holding more than 1% of total number of shares.

(3) W.r.t. the information pertaining to Depository Receipts, the same may be disclosed in the respective columns to the extent information available and the balance to be disclosed as




Table IV - STATEMENT SHOWING SHAREHOLDING PATTERN OF THE NON PROMOTER - NON PUBLIC SHAREHOLDER

| Category & Name of the shareholders (i) | PAN (ii) | No. of Share holders (iii) | No. of fully paid up equity Share held (iv) | Partly paid-up equity Share held (v) | No.s of shares underlying Depository Receipts (vi) | Total no. shares held (vii)=(iv)+(v)+(vi) | Shareholding % as calculated as per SCRR, 1957 (viii) As a % of (A+B+C2) | Number of Voting securities held in each class of securities (ix) | | | No. of Shares Underlying Outstanding convertible securities (including Warrants) (x) | Total Shareholding as a % assuming full conversion of convertible securities (as a % of diluted share capital) (xi)=(vii)+(x) As a % of (A+B+C2) | Number of Locked in shares (xii) | As a % of total shares held (b) | No. (Not applicable) (a) | As a % of total Shares held (Not applicable) (b) | Number of Shares pledged or otherwise encumbered (xiii) | Number of equity shares held in dematerialized form (xiv) |
|---|----------|----------------------------|---|--------------------------------------|--|---|--|---|--------------|-------------|--|--|----------------------------------|---------------------------------|--------------------------|--|---|---|
| | | | | | | | | No of Voting Rights | Class Equity | Class Other | | | | | | | | |
| 1 CUSTODIAN/DR HOLDERS | | | | | | | | | | | | | | | | | | |
| I | | 0 | 0 | 0 | 0 | 0 | 0.0000 | 0 | 0 | 0 | 0.0000 | 0 | 0.0000 | 0 | 0.0000 | NA | NA | 0 |
| 2 EMPLOYEE BENEFIT TRUST | | | | | | | | | | | | | | | | | | |
| II | | 0 | 0 | 0 | 0 | 0 | 0.0000 | 0 | 0 | 0 | 0.0000 | 0 | 0.0000 | 0 | 0.0000 | NA | NA | 0 |
| Total Non Promoter- Non Public Shareholding (C)=(C1)+(C2) | | | | | | | | | | | | | | | | | | |
| | | 0 | 0 | 0 | 0 | 0 | 0.0000 | 0 | 0 | 0 | 0.0000 | 0 | 0.0000 | 0 | 0.0000 | NA | NA | 0 |

Note
 (1) PAN would not be displayed on website of Stock Exchange(s).
 (2) The above format needs to disclose name of all holders holding more than 1% of total number of shares.
 (3) W.r.t. the information pertaining to Depository Receipts, the same may be disclosed in the respective columns to the extent information available.

